

LTPFR-10-3

流量控制阀，压力补偿型（固定节流孔）

说明 DESCRIPTION

A cartridge-style non-adjustable pressure-compensated flow control valve

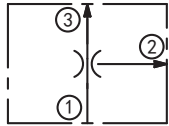
压力补偿型，插装式流量阀

工作 OPERATION

The valve maintains a constant flow rate from ③ regardless of load pressure changes in the system downstream of ③, or in the bypass leg at ②. The valve will pressure compensate once a minimum pressure drop (determined by the fixed spring setting) is achieved from ① to ③. Bypass port ② may be fully pressurized. Flow out of priority port ③ may vary based on input flow amount, particularly with lower temperatures and increased fluid viscosities.

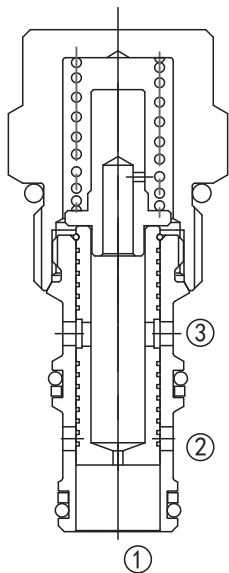
不管③口负载压力或旁路②口负载压力如何变化，从③口流出的流量维持不变；油液从①口到③口的压降一旦达到最小值（弹簧固定值），阀芯将开始压力补偿。旁路②口可作为工作口。基于进油量的不同，特别在低温和油液粘度增加条件下，从优先油口③流出的油液可能有差别。

SYMBOL



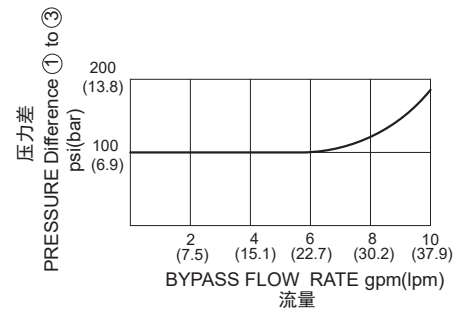
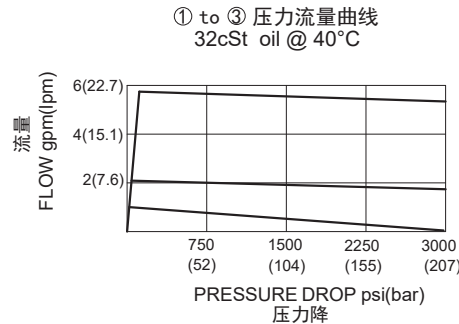
技术参数 SPECIFICATIONS

最大工作压力(Max. Operating Pressure):	240bar.
最大输入流量(MAX. Input Flow Rate) :	37.8 l/min.
流量控制精度(Flow Maintenance Accuracy):	0.4 to 5.9 l/min. setting $\pm 15\%$ 6 to 22.7 l/min. setting $\pm 10\%$
温度(Temperature):	-40°F to +250°F(-40°C to +120°C)
过滤(Filtration):	See Page (参见) N-1
油液(Fluids):	Mineral-based fluids with viscosities of 7.4 to 420 cSt. (矿物油粘度)
插孔(Cavity):	10-3, See page M-2
阀块材料(Body Material):	6061-T6 aluminum alloy rated to 207bar, Steel & Ductile iron rated to 350bar 6061-T6铝，允许使用最大压力207bar 钢和球铁允许使用最大压力350bar



③口油液切断，
则②口也无油液

压力 - 流量曲线 PRESSURE DROP VS.FLOW



订货代号 TO ORDER

LTPFR - 10 - 3 - ** - **

1

2

3

4

<p>1 功能</p> <p>LTPFR= 压力补偿型, 不可调, 插装式流量阀 Non-adjustable Pressure-compensated Flow Control Valve</p>	<p>3 流量设定 Flow Setting (setting in lpm) Rang:0.4-22.7 lpm specify, for example: M2.8 2.8lpm M5.0 5.0lpm etc.</p>	<p>4 阀块油口 Body Porting 空白 Blank= 不带阀块 None 6T=SAE6 8T=SAE8 2G=G 1/4 3G=G 3/8</p> <p>※ 阀块详见章节 K-5 其它螺纹油口也是可选择的 Other Porting is Available</p>
<p>2 规格 Size 10-3=10-3 规格</p>		

F

安装尺寸 INSTALLATION DIMENSIONS

Unit=Millimeters

