

LNV2-12

节流阀

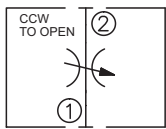
说明 DESCRIPTION

A cartridge-style manually-adjustable needle valve
手动节流阀

工作 OPERATION

The valve varies flow restriction by adjusting needle in or out and will shut off when fully closed. These valves will meter flow in either direction.
节流阀流量大小或关闭可通过调节螺杆来实现。

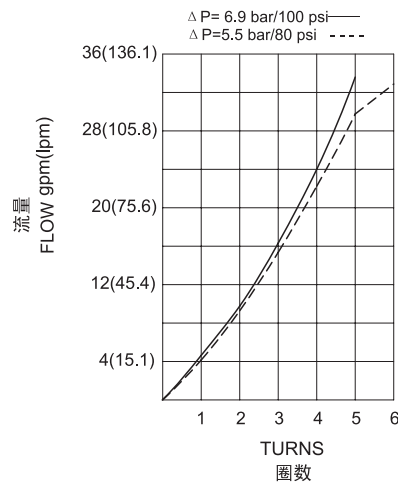
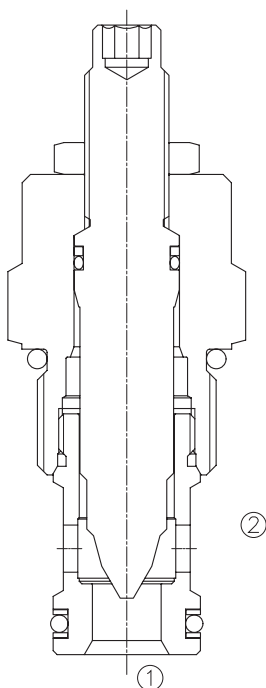
SYMBOL



技术参数 SPECIFICATIONS

工作压力(Operating Pressure):	250bar
流量(Flow):	See PRESSURE DROP VS. FLOW graph.
内泄漏(Internal Leakage):	3 drops/min(滴/分). max. at 250 bar
温度(Temperature):	-40°F to +250°F(-40°C to +120°C)
过滤(Filtration):	See page (参见) N-1
油液(Fluids):	Mineral-based fluids with viscosities of 7.4 to 420 cSt.(矿物油粘度)
插孔(Cavity):	12-2, See page M-3
阀块材料(Body Material):	6061-T6 aluminum alloy rated to 207bar, Steel & Ductile iron rated to 350bar 6061-T6铝, 允许使用最大压力207bar 钢和球铁允许使用最大压力350bar

压力 – 流量曲线 PRESSURE DROP VS.FLOW



订货代号 TO ORDER

LNV2 - 12 - * - * *

┌───┐
1

┌───┐
2

┌───┐
3

┌───┐
4

1 功能
LNV2= 手动节流阀
Manually-adjustable Needle Valve

2 规格 Size
12=12 规格

3 调节 Adjustment
K= 调节手轮 1-1/2'Dia Knob
空白 Blank= 内六角调节杆
(Omit for 1/4' Hex Allen head)

4 阀块油口 Body Porting
空白 Blank= 不带阀块 None
10T=SAE10
12T=SAE12
6G=G 3/4
8G=G 1

※ 阀块详见章节 K-8
其它螺纹油口也是可选择的
Other Porting is Available

F

安装尺寸 INSTALLATION DIMENSIONS

Unit=Millimeters

